

WP300 Waterproofing Concrete Balconies (under screed)

Preparation:

1. All surfaces to be waterproofed must be firm, clean, dry, sound and smooth. All grease, oil, wax, curing compounds, loose material, paint and any other contaminants must be removed, masonry surfaces must be pointed flush and surface defects repaired. New concrete must be cured for a minimum of 28 days.
2. External corners to be waterproofed must be bevelled to ensure a smooth transition of membrane from vertical to horizontal surfaces.

Installation:

1. Waterproofing installation shall be in accordance with AS 4654.2 Waterproofing Membranes for External Above-Ground Use.
Tile installation shall be in accordance with AS 3958.1 Ceramic Tiles - Guide to the Installation of Ceramic Tiles.
2. Install a puddle flange to all waste pipes, ensuring that puddle flanges are recessed into the substrate.
3. Recess outside edge of balcony to accommodate **TPA Tile Edge Balcony Trim** if required. Fix balcony trim using **WPA MS** or **WPA SPUR** and/or Class 3 galvanized screws.
4. Install an appropriate fillet (bond breaker) to all transitions using **WPA MS** or **WPA SPUR**.

WPA MS is a single component, moisture cured silane modified hybrid sealant.

WPA SPUR is a high quality, professional, universal, low modulus sealant based on hybrid technology.

5. Prime PVC and all other non-porous substrates using **WPA 160** primer.

WPA 160 is a specialised solvent free primer designed for enhancing the adhesion of subsequent membranes, adhesives, toppings and decorative finishes over non-porous substrates.

6. Apply **WPA 360** or **WPA 460** primer to the substrate being waterproofed.

WPA 360 is a water-based, low solids, fast drying primer.

WPA 460 is a two-part, water-based epoxy primer, used to seal concrete and masonry surfaces.

7. Apply **WPA 230UV**, **WPA 400**, **WPA 500** or **WPA Rapid** membrane in a minimum of two coats to achieve the required dry film thickness. Ensure that the previous coat has completely dried before applying the subsequent coat(s). NOTE: All penetrations must be waterproofed.

WPA 230UV is an elastomeric, fibre reinforced, water-based polyurethane membrane system designed for exposed or under tile applications.

WPA 400 is an elastomeric, fibre reinforced waterproofing membrane based on high performance polymer technology designed for use under tile finishes.

WPA 500 is a waterborne, fibre reinforced, flexible waterproof membrane designed for use under tile finishes.

WPA Rapid is a fast curing, waterborne flexible waterproof membrane designed for use under tile finishes.

8. Install **TPA Screed** to achieve appropriate falls to waste. Where a bonded screed is required, apply a bond coat using **TPA 401M** or **TPA Lite**.
Install **TPA Rapid Screed** for an engineered or rapid set screed, using a bond coat of **TPA Rapid** for bonded screeds.

TPA Screed is a pre-blended screed mixture for the installation of cementitious screeds and tile beds, suitable for internal and external floor applications.

TPA Rapid Screed is a pre-blended, rapid set, engineered screed mixture for the installation of cementitious screeds and tile beds, suitable for internal and external floor applications.

9. Install tiles using **TPA 401M**, **TPA 501R** or **TPA Lite** tile adhesive.

TPA 401M is a white, flexible, powdered adhesive for wall and floor applications.

TPA 501R is a cost effective, high coverage, flexible, powdered adhesive for wall and floor applications.

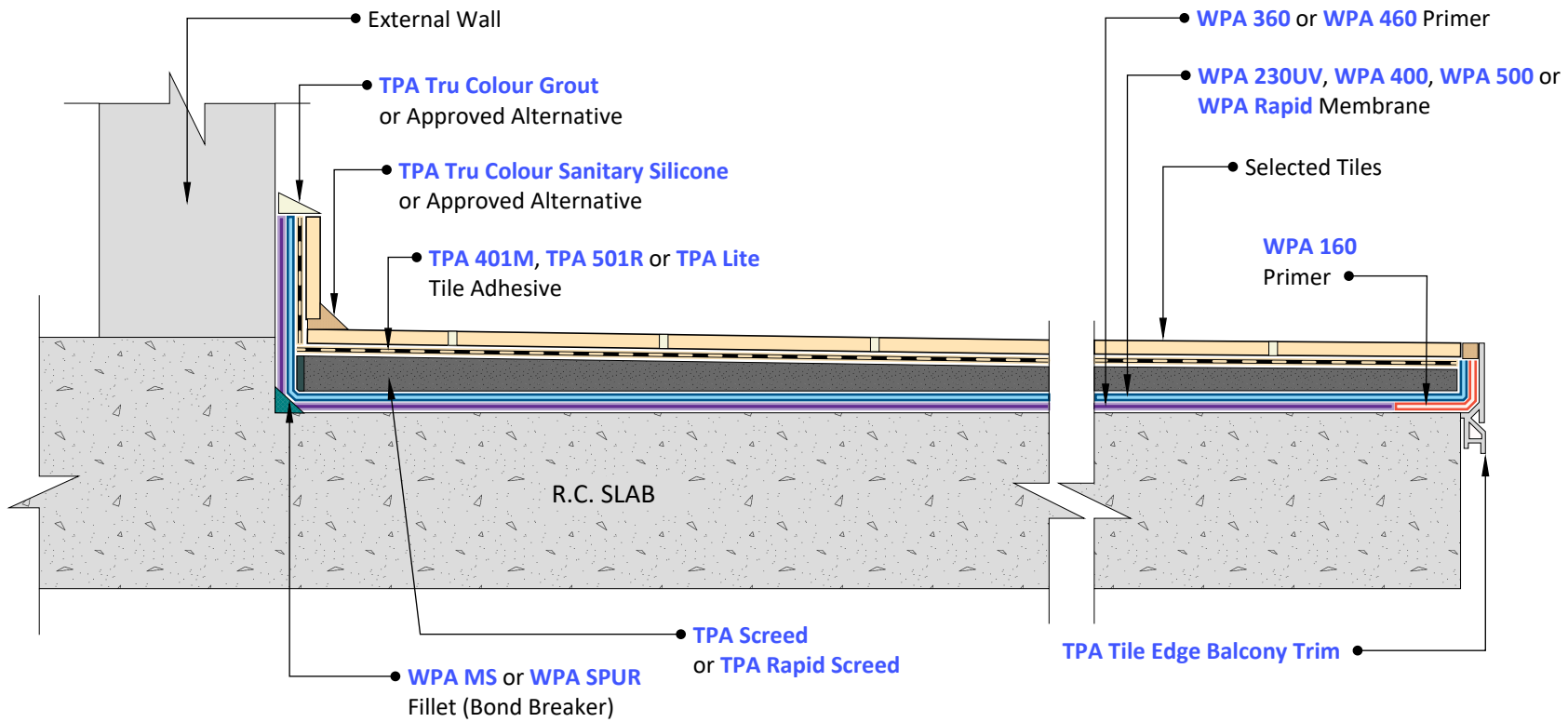
TPA Lite is a premium grade, white, fibre reinforced, flexible cement based tile adhesive, based on a light weight formulation.

10. Grout tiles using **TPA Tru Colour Grout** or approved alternative.

TPA Tru Colour Grout is a high-performance stain & efflorescence resistant grout. It is designed for use with most types of Ceramic, Mosaic, Natural Stone and Glass Tiles.

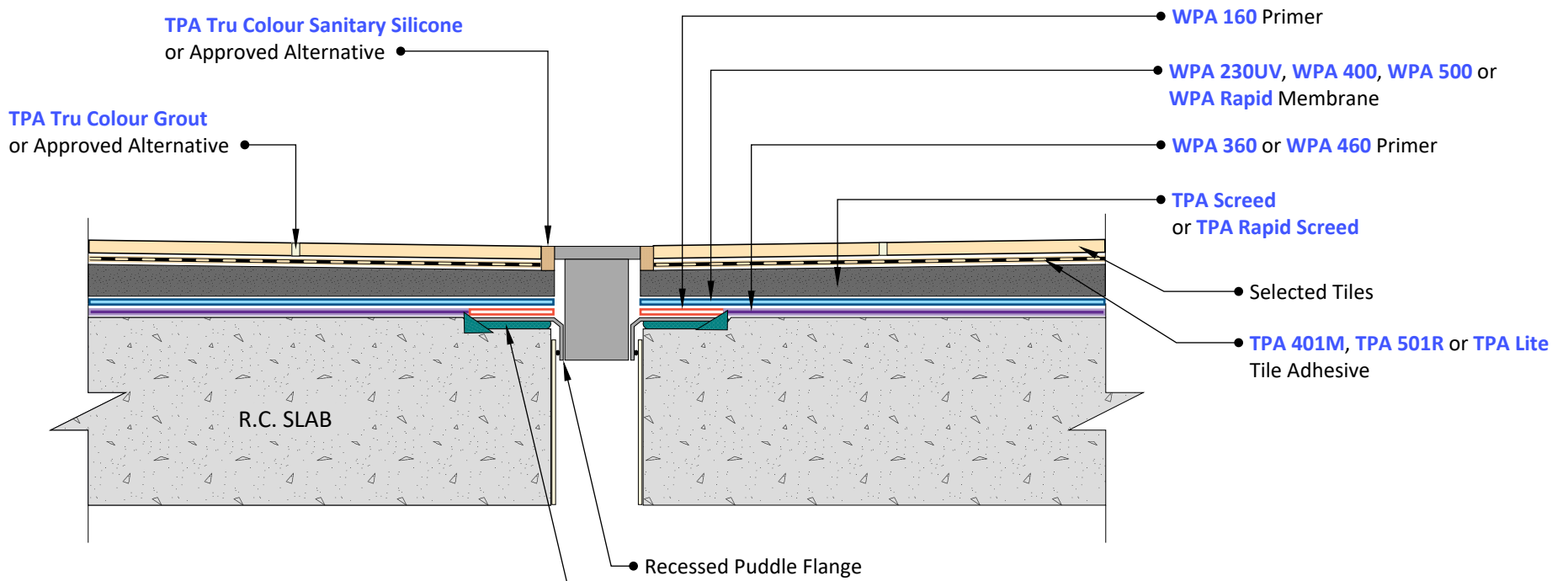
11. Install backing rod to all perimeter and intermediate movement joints and seal with **TPA Tru Colour Sanitary Silicone** or approved alternative.

TPA Tru Colour Sanitary Silicone is a mould resistant, non-diluted, high performance, UV resistant, neutral cure silicone sealant.



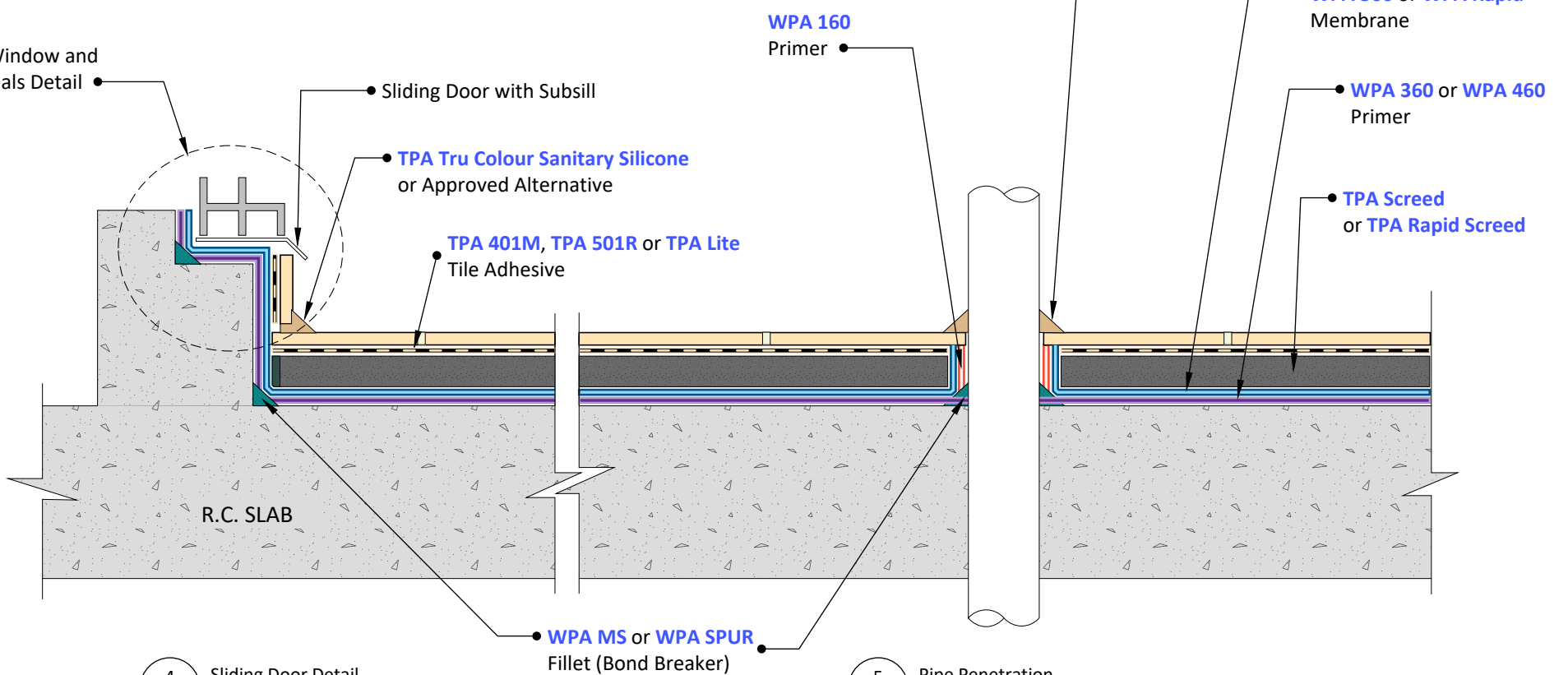
1 Floor/Wall Junction
Scale: NTS

2 Balcony Trim
Scale: NTS



3 Waterproofing at waste
Scale: NTS

Refer to Window and Door Reveals Detail



4 Sliding Door Detail
Scale: NTS

5 Pipe Penetration
Scale: NTS

© COPYRIGHT BAYSET PTY LTD
ANY FORM OF REPRODUCTION OF THIS DRAWING IN FULL OR IN PART WITHOUT THE WRITTEN PERMISSION OF BAYSET PTY LTD CONSTITUTES AN INFRINGEMENT OF COPYRIGHT



Waterproofing Concrete Balconies (under screed)

DRAWING NUMBER

WP300

SCALE: NTS

RELEASE: November 6, 2023

DRAWN BY: CS